

	MATERIAL	PLATING
terminal 1	copper alloy	gold flash
terminal 2	copper alloy	gold flash
terminal 3	copper alloy	gold flash
terminal 4	copper alloy	gold flash
terminal 5	copper alloy	gold flash
terminal 6	copper alloy	gold flash
shield	copper alloy	nickel plated
bushing	brass	nickel plated
plastic	PA6T or equivalent	

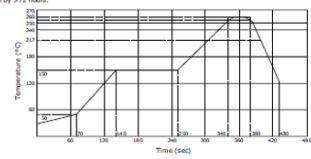
DESCRIPTION	MATERIAL	PLATING/COLOR
terminal 1	phosphor bronze t=0.20	silver over nickel
terminal 2	beryllium bronze t=0.20	silver over nickel
terminal 3	beryllium bronze t=0.20	silver over nickel
terminal 4	phosphor bronze t=0.25	silver over nickel
terminal 5	phosphor bronze t=0.20	silver over nickel
terminal 6	brass t=0.20	silver over nickel
shield	phosphor bronze t=0.20	nickel
bushing	copper alloy	nickel
housing	PA10T (UL94V-0)	black
mylar	teflon t=0.05	

parameter	conditions/description	min	typ	max	units
rated input voltage			12		Vdc
rated input current			1		A
contact resistance ¹	between terminal and mating plug between terminal in a closed circuit			50 30	mΩ mΩ
insulation resistance	at 500 Vdc	100			MΩ
voltage withstand	for 1 minute		500		Vac
insertion/withdrawal force		0.3		3	kg
operating temperature		-25		85	°C
life	at a rate of 24 cycles/minute		5,000		cycles
flammability rating	UL94V-0				
RoHS	yes				

parameter	conditions/description	min	typ	max	units
rated input voltage			12		Vdc
rated input current			1		A
contact resistance ¹	between terminal and mating plug between terminal in a closed circuit			100 50	mΩ mΩ
insulation resistance	at 500 Vdc	100			MΩ
voltage withstand	for 1 minute		500		Vac
insertion/withdrawal force		0.3		3	kg
operating temperature		-25		85	°C
life	for 1 minute		5,000		cycles
flammability rating	UL94V-0				
RoHS	yes				

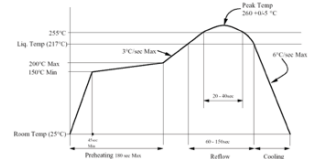
parameter	conditions/description	min	typ	max	units
reel storage	at relative humidity <80%			40	°C
reflow soldering ³	see reflow profile	255	260	265	°C
drying conditions ⁴	parts in reel: bake at 40°C ±5°C for 72 hours parts removed from reel: bake at 40°C ±5°C for 10 hours				

Note: 3. Must reflow solder within 72 hours from opening vacuum packaging at a temperature <30°C & relative humidity <60%.
4. When exceeding floor life by >12 hours.

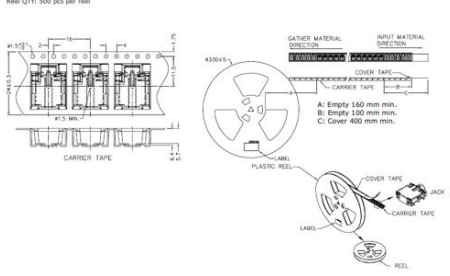


parameter	conditions/description	min	typ	max	units
reel storage	at relative humidity <80%			40	°C
reflow soldering ³	see reflow profile	255	260	265	°C

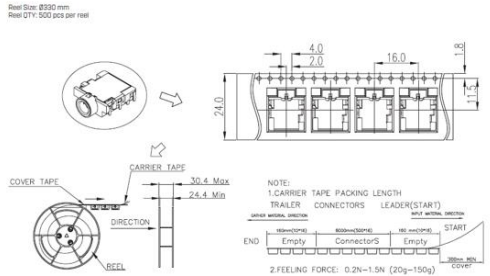
Note: 1. CU Devices recommends usage of the product within 24 hours after 168 is opened. After 24 hours, CU Devices recommends drying the parts prior to use.



Reel Size: Ø330 mm
Reel QTY: 500 pcs per reel



Reel Size: Ø330 mm
Reel QTY: 500 pcs per reel



NOTE:
1. CARRIER TAPE PACKING LENGTH
TRAILER CONNECTORS LEADER(START)
2. FEELING FORCE: 0.2N~1.5N (20g~150g)

Affected Date Code: 4/7/23

Product Availability: Channel Availability Q2

Additional Information:

PCN Approval:

F-723-001

Revision: A



Operations/Quality

Rae Adams

Product Management

RH
