

PART NUMBER: EC202C**DESCRIPTION:** optical encoder**ELECTRICAL SPECIFICATIONS**

output waveform	Square wave
output signals	A, B phase
current consumption	26 mA nominal, 30 mA max.
output voltage	“H” “L”
	V _{cc} ~ 0.5 V min. 0.5 V max.
supply voltage	5 V dc ± 5%
output resolution (ppr)	25, 50, 75, 100, 128
pulse difference	90° ± 45°
frequency response	500 Hz max.

MECHANICAL SPECIFICATIONS

max shaft load, radial:	9.8 N
axial:	4.9 N
rotational torque	with no click: 0.5 N·cm max.
rotational life	10 ⁸ cycles
weight	28 g

ENVIRONMENTAL SPECIFICATIONS

operating temp	0° to +60° C
humidity	85% RH, no condensation
vibration	10 ~ 55 Hz, 1.5mm, 6 hours
shock	490 m/s ² (50 G), 11 ms, 3 axes, 3 reps

ORDERING INSTRUCTIONS**EC202CXXXA-2XD**

Resolution (PPR):
 025 = 25 PPR 100 = 100 PPR
 050 = 50 PPR *128 = 128 PPR
 075 = 75 PPR

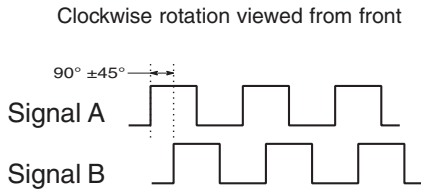
Pin orientation:
 S = Right angle
 T = Straight

*Discontinued 128 PPR models

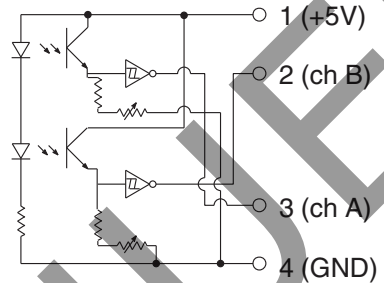
PART NUMBER: EC202C

DESCRIPTION: optical encoder

OUTPUT WAVEFORM

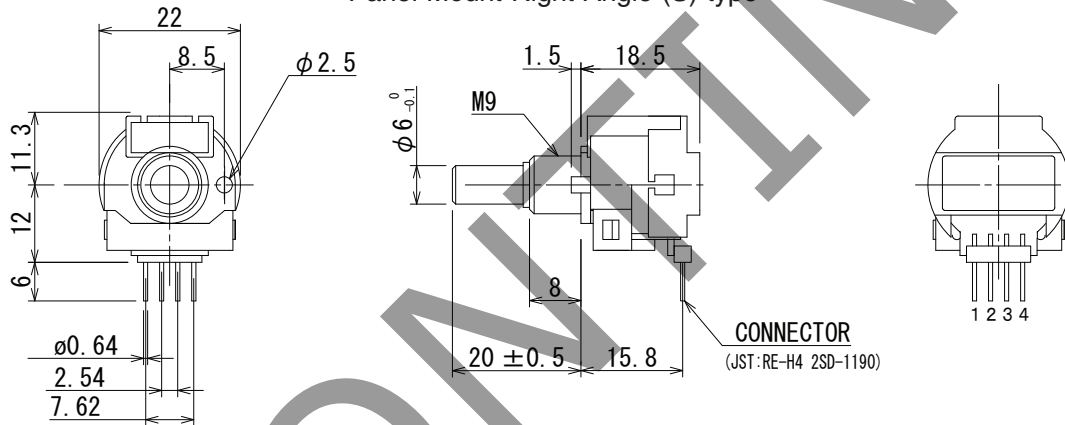


OUTPUT CIRCUIT

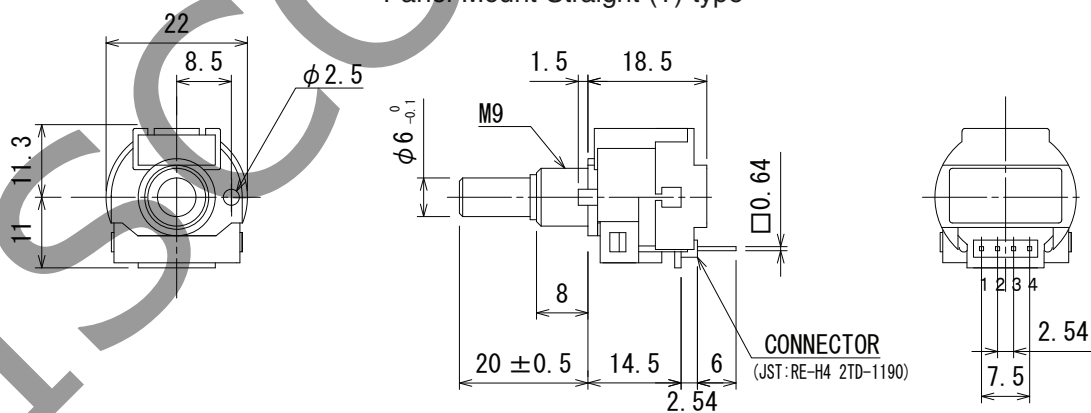


MECHANICAL DRAWING

Panel Mount Right Angle (S) type



Panel Mount Straight (T) type



Mounting Hole Dimensions
& Panel Thickness Range

t=1.6~2.5mm

