

**MODEL:** HD01-19-RA-TH | **DESCRIPTION:** HDMI RECEPTACLE**FEATURES**

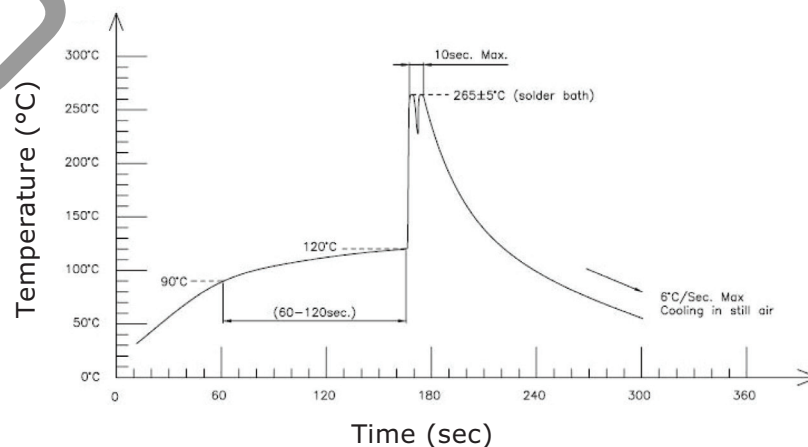
- HDMI receptacle connector
- 19 position
- HDMI 2.1
- vertical mounted, right angle
- wave solder compatible
- tray packaging

**SPECIFICATIONS**

parameter	conditions/description	min	typ	max	units
rated voltage				40	Vac
rated current				0.5	A
contact resistance	contact: dry circuit at 20 mV / 10 mA max shell: open circuit at 5 V / 100 mA max			30 50	mΩ mΩ
insulation resistance	unmated: at 500 Vdc between adjacent terminals mated: at 150 Vdc between adjacent terminals	100 10			MΩ MΩ
voltage withstand	unmated: for 1 minute between adjacent terminals mated: for 1 minute between adjacent terminals	500 300			Vac Vac
insertion force	at 25±3 mm per minute			44.1	N
withdrawal force	at 25±3 mm per minute	9.8		39.2	N
life	at a rate of 100±50 cycles/hour		10,000		cycles
operating temperature		-20		85	°C
operating humidity	non-condensing			95	%
flammability rating	UL94V-0				
RoHS	yes				

**SOLDERABILITY**

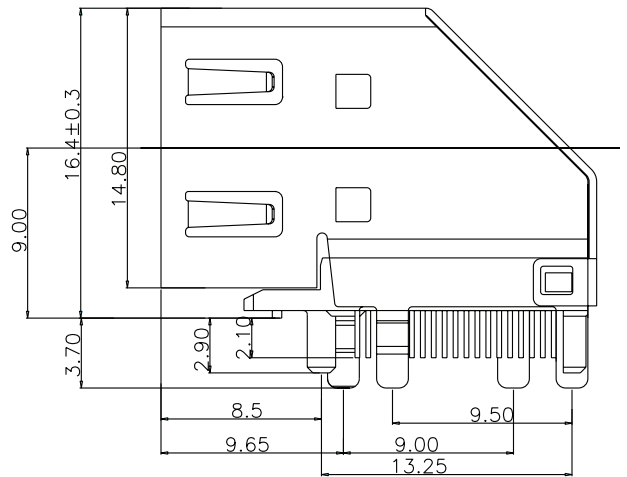
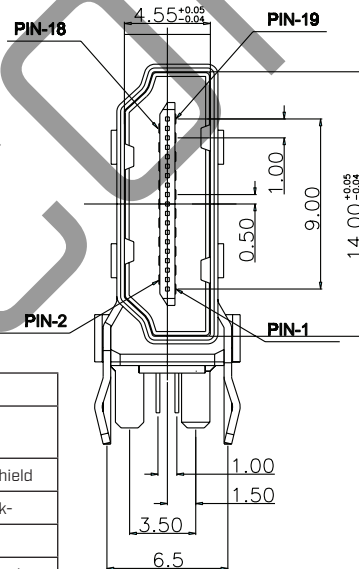
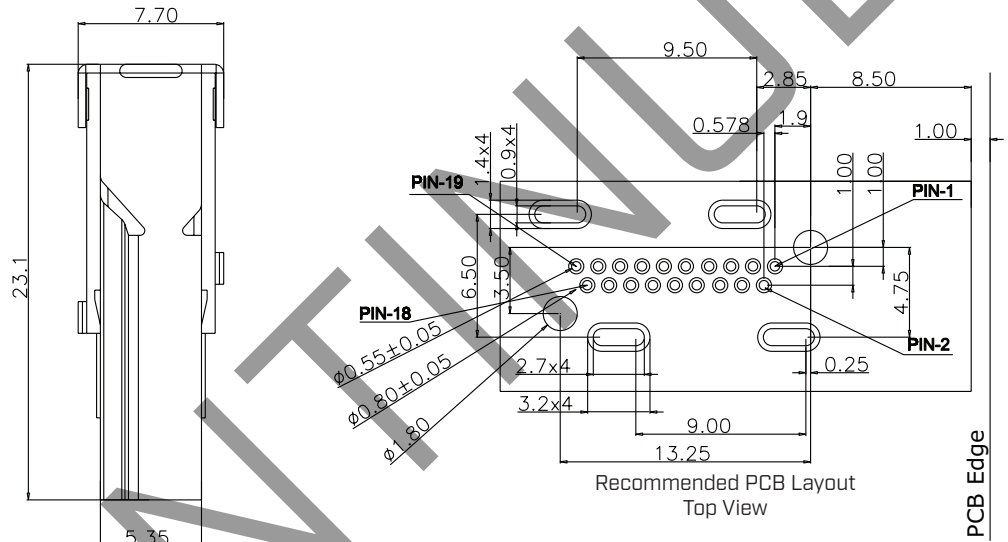
parameter	conditions/description	min	typ	max	units
wave soldering	see wave solder profile	260	265	270	°C



## MECHANICAL DRAWING

units: mm  
 tolerance:  
 X.X ±0.30 mm  
 X.XX ±0.20 mm  
 X.XXX ±0.10 mm  
 PCB: ±0.10 mm  
 PCB thickness: 1.0~1.80 mm  
 unless otherwise noted

	MATERIAL	PLATING
1	insulator	LCP (UL94V-0) black
2	shell	brass nickel
3	contacts	phosphor bronze contact area: 0.025 µm gold; solder area: tin

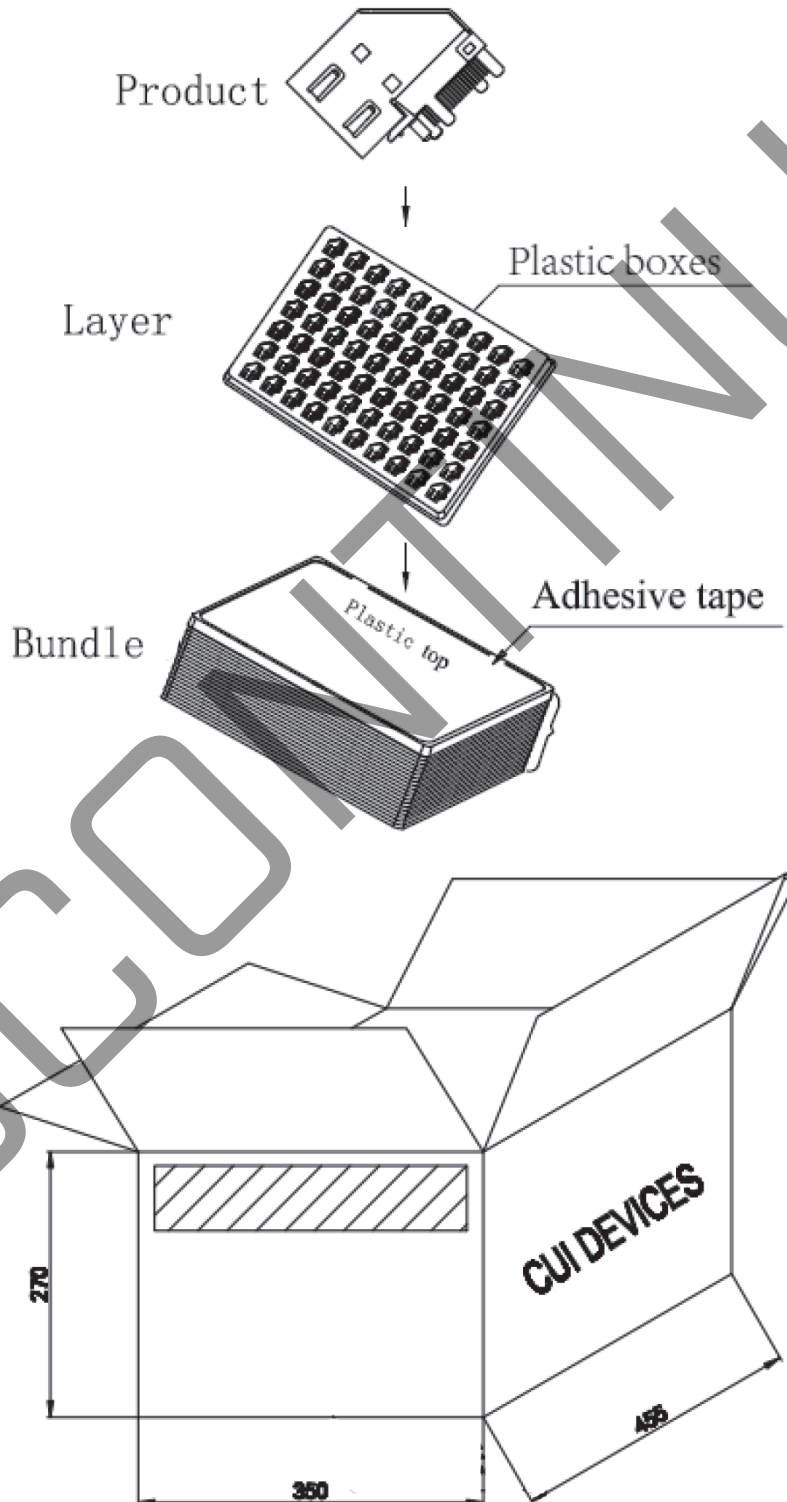


PIN CONNECTIONS			
PIN	SIGNAL NAME	PIN	SIGNAL NAME
1	TMDS data 2+	11	TMDS clock shield
2	TMDS data 2 shield	12	TMDS clock-
3	TMDS data 2-	13	CEC
4	TMDS data 1+	14	Not Connected
5	TMDS data 1 shield	15	DDC clock
6	TMDS data 1-	16	DDC data
7	TMDS data 0+	17	GND
8	TMDS data 0 shield	18	+5V power
9	TMDS data 0-	19	Hot plug detect
10	TMDS clock+		

## PACKAGING

units: mm

Tray QTY: 100 pcs per TRAY  
Carton Size: 455 x 350 x 270 mm  
Carton QTY: 5,000 pcs per carton



## REVISION HISTORY

rev.	description	date
1.0	initial release	09/29/2021
1.01	logo, datasheet style update	08/05/2022

The revision history provided is for informational purposes only and is believed to be accurate.



CUI Devices offers a one (1) year limited warranty. Complete warranty information is listed on our website.

CUI Devices reserves the right to make changes to the product at any time without notice. Information provided by CUI Devices is believed to be accurate and reliable. However, no responsibility is assumed by CUI Devices for its use, nor for any infringements of patents or other rights of third parties which may result from its use.

CUI Devices products are not authorized or warranted for use as critical components in equipment that requires an extremely high level of reliability. A critical component is any component of a life support device or system whose failure to perform can be reasonably expected to cause the failure of the life support device or system, or to affect its safety or effectiveness.

[cuidevices.com](http://cuidevices.com)