


MODEL: SJ-25015-67 | **DESCRIPTION:** AUDIO JACK**FEATURES**

- IP67 waterproof
- low profile
- reflow solder compatible
- shielded

**SPECIFICATIONS**

parameter	conditions/description	min	typ	max	units
rated input voltage			12		Vdc
rated input current				1	A
contact resistance ¹	between terminal and mating plug between terminal in a closed circuit			50 30	mΩ mΩ
insulation resistance	at 500 Vdc	100			MΩ
voltage withstand	for 1 minute			500	Vac
insertion/withdrawal force		0.3		3	kg
operating temperature		-25		85	°C
life	at a rate of 24 cycles/minute		5,000		cycles
flammability rating	UL94V-0				
RoHS	yes				
IP level	IP67				

Note: 1. When measured at a current of less than 100 mA/1 kHz
2. All specifications measured at 10~35°C, humidity at 45~85%, under standard atmospheric pressure, unless otherwise noted.

SOLDERABILITY

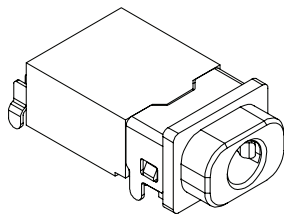
parameter	conditions/description	min	typ	max	units
reel storage	at relative humidity <80%			40	°C
reflow soldering ³	see reflow profile	245	250	255	°C
drying conditions ⁴	parts in reel: bake at 40°C ±5°C for 72 hours parts removed from reel: bake at 40°C ±5°C for 10 hours				

Note: 3. It is recommended to reflow solder within 72 hours from opening vacuum packaging at a temperature <30°C & relative humidity <60%.
4. When exceeding floor life by >72 hours.

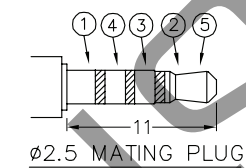
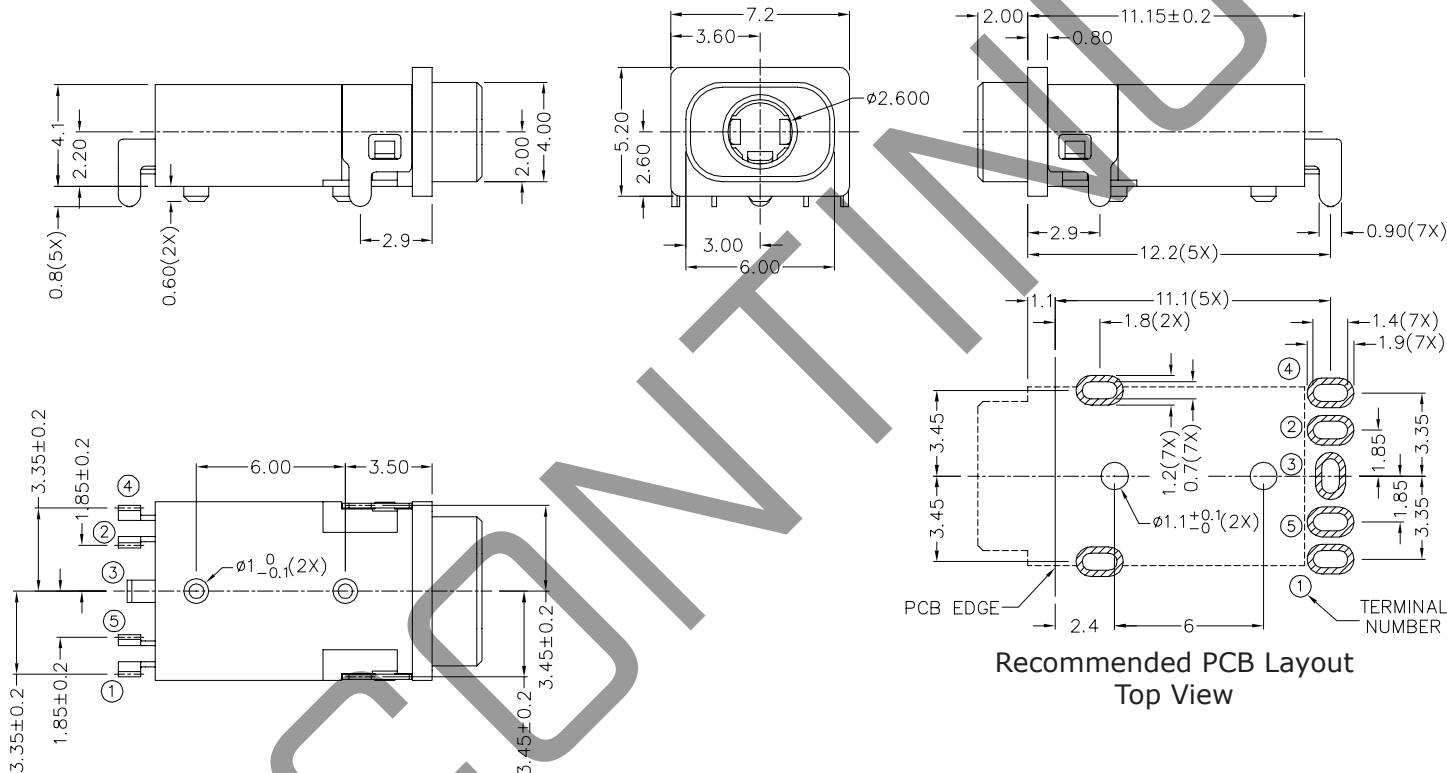


MECHANICAL DRAWING

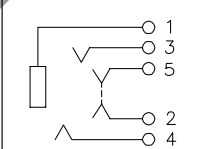
units: mm
 tolerance:
 X.X ±0.2 mm
 X.XX ±0.10 mm
 X.XXX ±0.050 mm
 PCB: ±0.05 mm



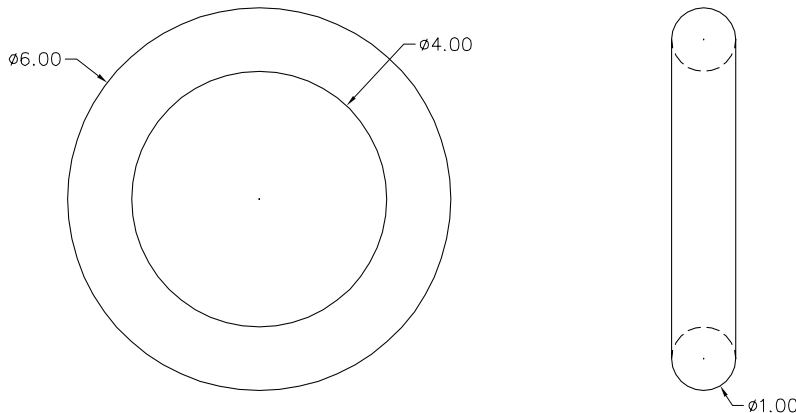
	MATERIAL	PLATING
terminal 1	copper alloy	gold flash over nickel
terminal 2	copper alloy	gold flash over nickel
terminal 3	copper alloy	gold flash over nickel
terminal 4	copper alloy	gold flash over nickel
terminal 5	copper alloy	gold flash over nickel
shield	brass	nickel
insulator	PA10T	
o-ring	silicone	



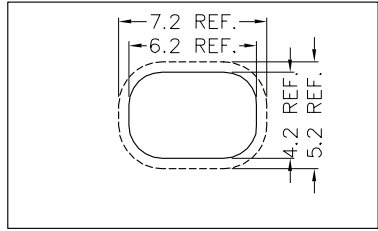
PIN	
1	sleeve
2	tip
3	ring 1
4	ring 2
5	tip



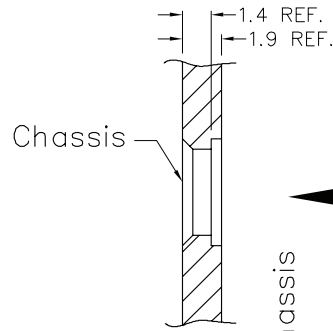
O-ring



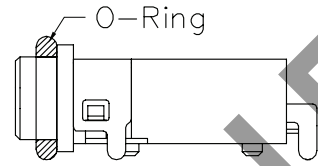
ASSEMBLY REFERENCE



Top View



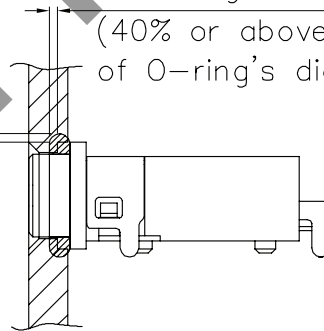
Chassis



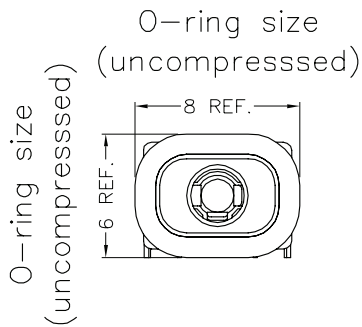
O-Ring

Interference gap between chassis
and O-ring is 0.4 min
(40% or above of compression
of O-ring's diameter)

Interference gap between chassis
and O-ring is 0.4 min
(40% or above of compression
of O-ring's diameter)



After assembling on chassis



O-ring size
(uncompressed)

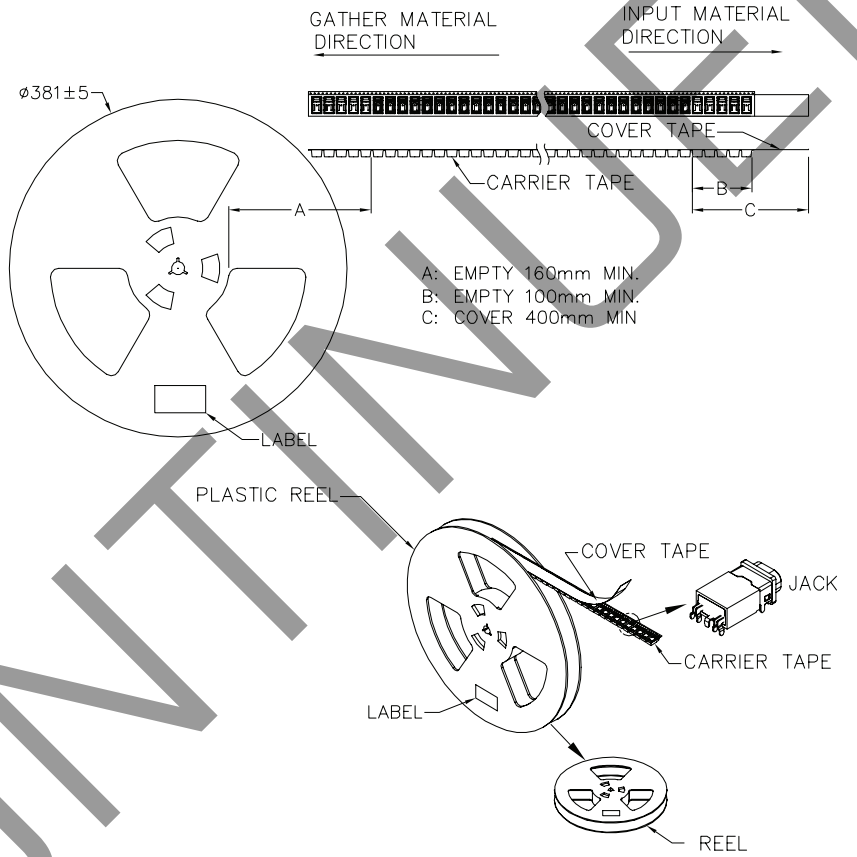
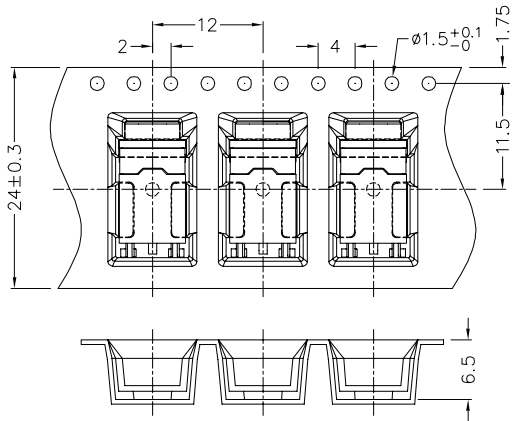
O-ring size
(uncompressed)

PACKAGING

units: mm

Reel Size: $\varnothing 381$ mm

Reel QTY: 1,150 pcs per reel



REVISION HISTORY

rev.	description	date
1.0	initial release	02/23/2021

The revision history provided is for informational purposes only and is believed to be accurate.

CUI DEVICES

CUI Devices offers a one (1) year limited warranty. Complete warranty information is listed on our website.

CUI Devices reserves the right to make changes to the product at any time without notice. Information provided by CUI Devices is believed to be accurate and reliable. However, no responsibility is assumed by CUI Devices for its use, nor for any infringements of patents or other rights of third parties which may result from its use.

CUI Devices products are not authorized or warranted for use as critical components in equipment that requires an extremely high level of reliability. A critical component is any component of a life support device or system whose failure to perform can be reasonably expected to cause the failure of the life support device or system, or to affect its safety or effectiveness.