




MODEL: SLW-913535-2A-SMT | DESCRIPTION: SLIDE SWITCH

FEATURES

- surface mount
- raised slide actuator



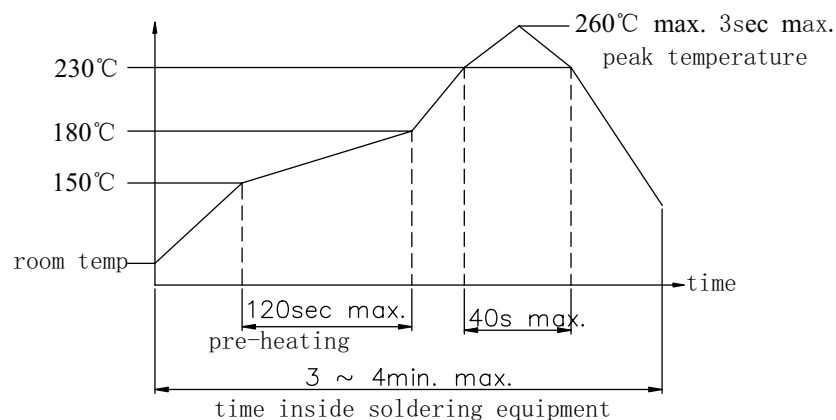
SPECIFICATIONS

parameter	conditions/description	min	typ	max	units
rated voltage				12	Vdc
rated current				100	mA
withstanding voltage	for 1 minute		250		Vac
contact resistance	measured at 1 kHz at 100 mA or less			100	mΩ
insulation resistance	at 500 Vdc for 1 minute	100			MΩ
operating force		100	150	200	gf
actuator travel		1.8	2	2.2	mm
operating temperature		-20		70	°C
storage temperature		-40		85	°C
life	at uniform rate of 15~18 cycles per minute, no load		10,000		cycles
vibration	10~55~10 Hz, 1.5 mm amplitude, 2 hours on each XYZ				
flammability rating	see material table				
RoHS	yes				

SOLDERABILITY

parameter	conditions/description	min	typ	max	units
hand soldering	for maximum 3 seconds			350	°C
reflow soldering ¹	see reflow profile			260	°C

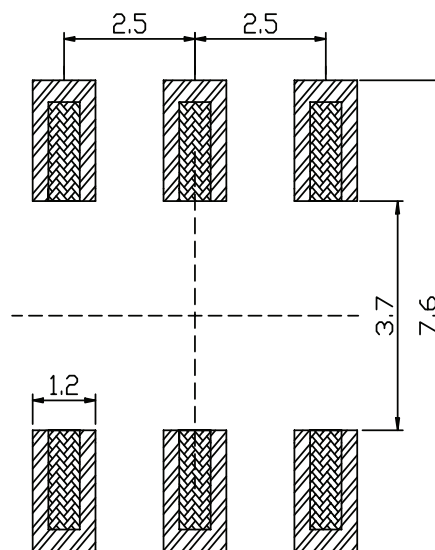
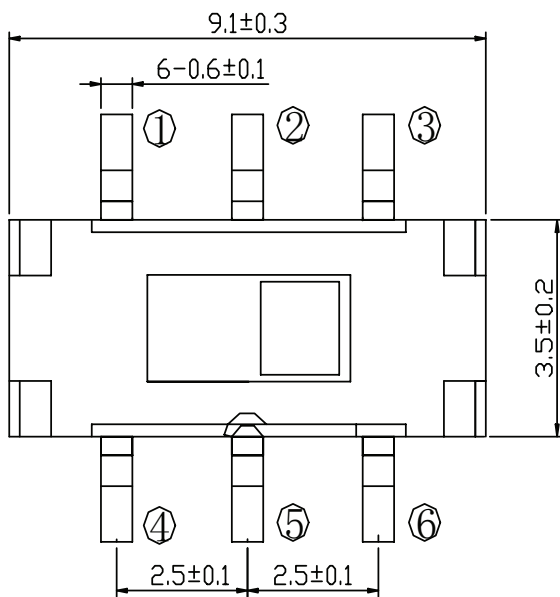
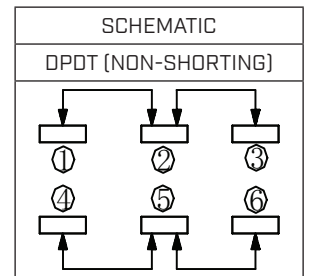
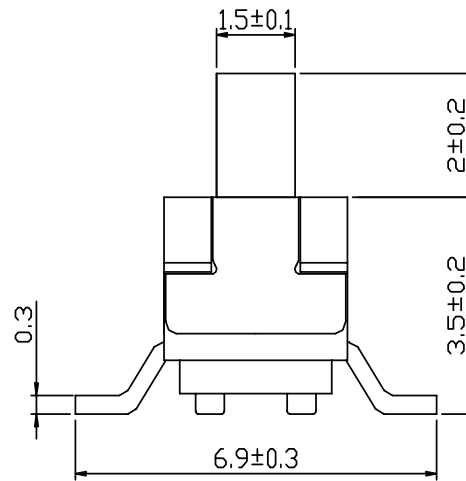
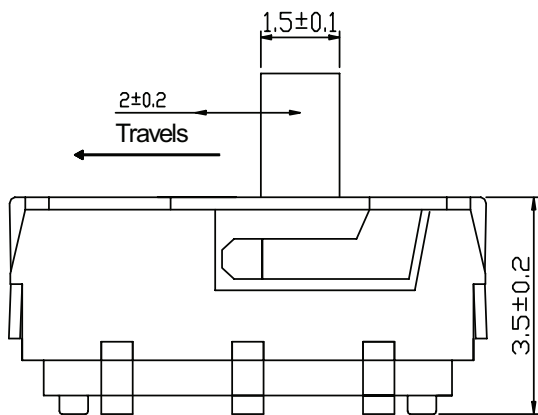
Notes: 1. Do not exceed 2 reflow cycles.



MECHANICAL DRAWING

units: mm
 tolerance: ± 0.20 mm
 unless otherwise specified

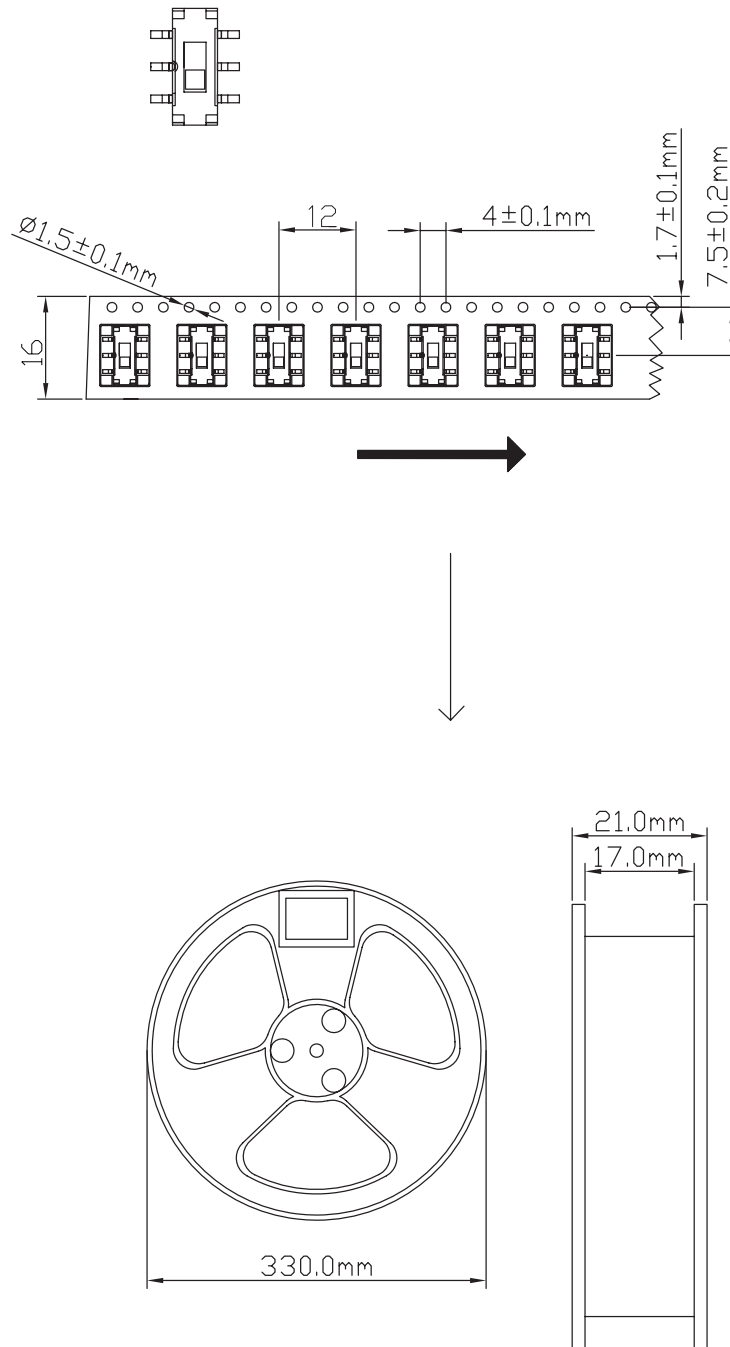
DESCRIPTION	MATERIAL	PLATING/COLOR
case	PA6T	black
terminal	phosphorus copper	silver
contact	phosphorus copper	silver
stem	PA46	black
cover	SUS	



Recommended PCB Layout
 Top View

PACKAGING

units: mm

Reel Size: $\varnothing 330$ mm
QTY: 1,000 pcs

REVISION HISTORY

rev.	description	date
1.0	initial release	07/07/2023

The revision history provided is for informational purposes only and is believed to be accurate.



CUI Devices offers a one (1) year limited warranty. Complete warranty information is listed on our website.

CUI Devices reserves the right to make changes to the product at any time without notice. Information provided by CUI Devices is believed to be accurate and reliable. However, no responsibility is assumed by CUI Devices for its use, nor for any infringements of patents or other rights of third parties which may result from its use.

CUI Devices products are not authorized or warranted for use as critical components in equipment that requires an extremely high level of reliability. A critical component is any component of a life support device or system whose failure to perform can be reasonably expected to cause the failure of the life support device or system, or to affect its safety or effectiveness.

cuidevices.com